




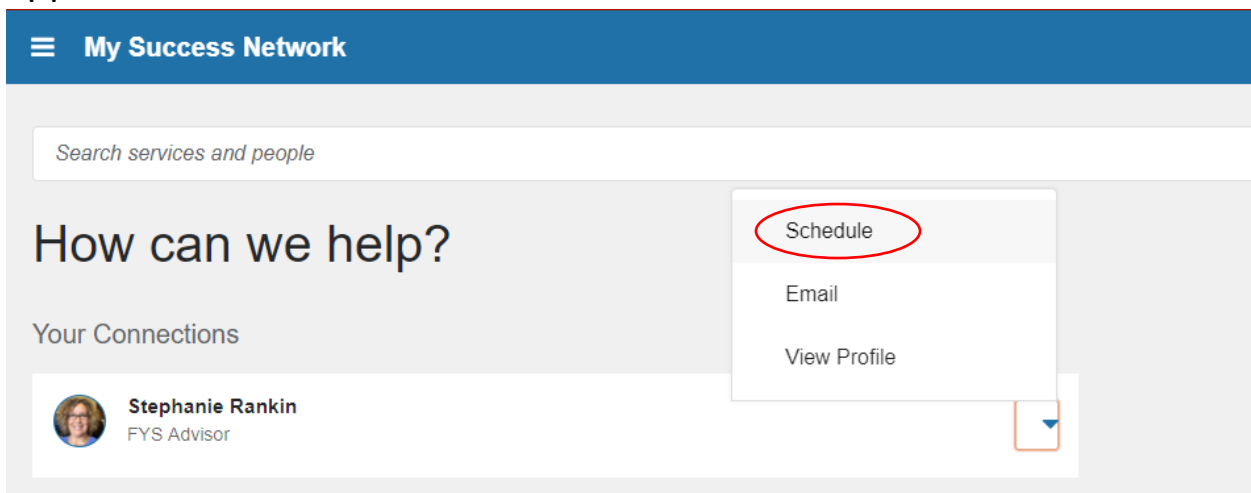
# Starfish Student Spotlight

## Appointments Feature

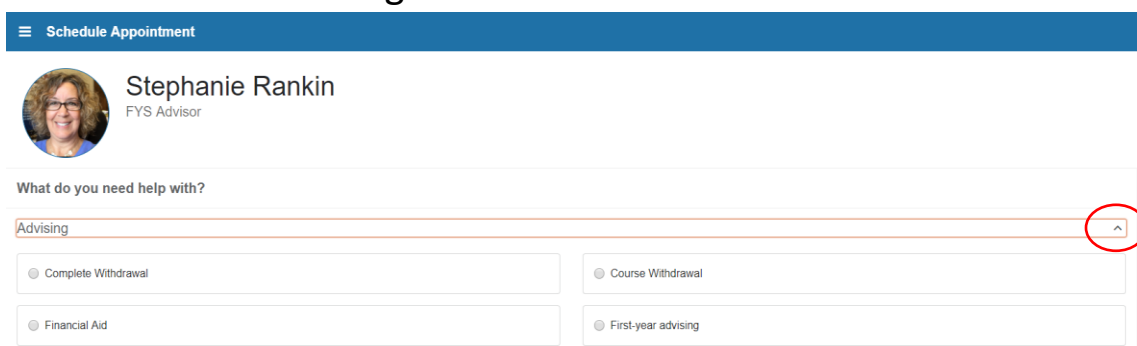
1. Log on to Starfish by visiting [www.etown.edu](http://www.etown.edu), Select **“Info For Student”** at top menu, select **Starfish button**. (Username and Password is the same Log on as JayWeb)



2. Once in Starfish, click **“Menu”** , then **“Success Network”**
3. From your Success Network find the individual you would like to schedule an appointment with, click the arrow next to their name and select **“Schedule”**.



4. Select options in the arrow drop down about what you need help with, select the reason for the meeting and click **“Continue”**.



5. Find a good date and time that works with your schedule. Click **“Continue”**.  
*Remember you can adjust the dates to view other open days/times.*



Stephanie Rankin

FYS Advisor

What day and time works for you?

08-07-2018



08-09-2018

Thursday, August 09

← August 2018 →

Su	Mo	Tu	We	Th	Fr	Sa
			1	2	3	4
5	6	7	8	9	10	11
12	13	14	15	16	17	18

8:30 am - 8:45 am  
BSC 216

9:00 am - 9:15 am  
BSC 216

6. Confirm the date and time, enter any information about why you are requesting this appointment. Click **“Confirm”**.



Stephanie Rankin

FYS Advisor

Does this look correct?

Date and Time  
Thursday, August 09  
8:45 am - 9:00 am

Location  
BSC 216

Reason for Visit  
First-year advising [Change](#)

If you want, tell us a little bit about what's going on so we can help



[BACK](#)

[CONFIRM](#)

7. Your appointment is scheduled. Use this link if you need to make any changes.

😊 I look forward to seeing you!



Stephanie Rankin

FYS Advisor

Date and Time  
Thursday, August 09  
8:30 am - 8:45 am

Location

[Make a change to this appointment](#)

[Return to the main Services page](#)