

Office of Student Rights and
Responsibilities

2018-2019 Student Conduct Summary Data

Mission

The Elizabethtown College Office of Student Rights and Responsibilities upholds practices of a facilitative and fair nature, respecting individual rights while balancing these with community integrity, honesty, civility and safety. The Office holds the primary function of investigating and resolving alleged incidents of student misconduct. Furthermore, our practitioners are dedicated to enriching the social-learning experiences of students.

2018-2019 Snapshot

Cumulative Data

Semester	Number of Cases referred to Office	Number of Students Found Responsible	Total Number of Violations	# AOD violations	# of total Violations by FY students
Fall 2018	66	79	146	94	32
Spring 2019	64	65	103	68	66
Total 2018-2019	130	144	249	162	98

Comparison to Student Population

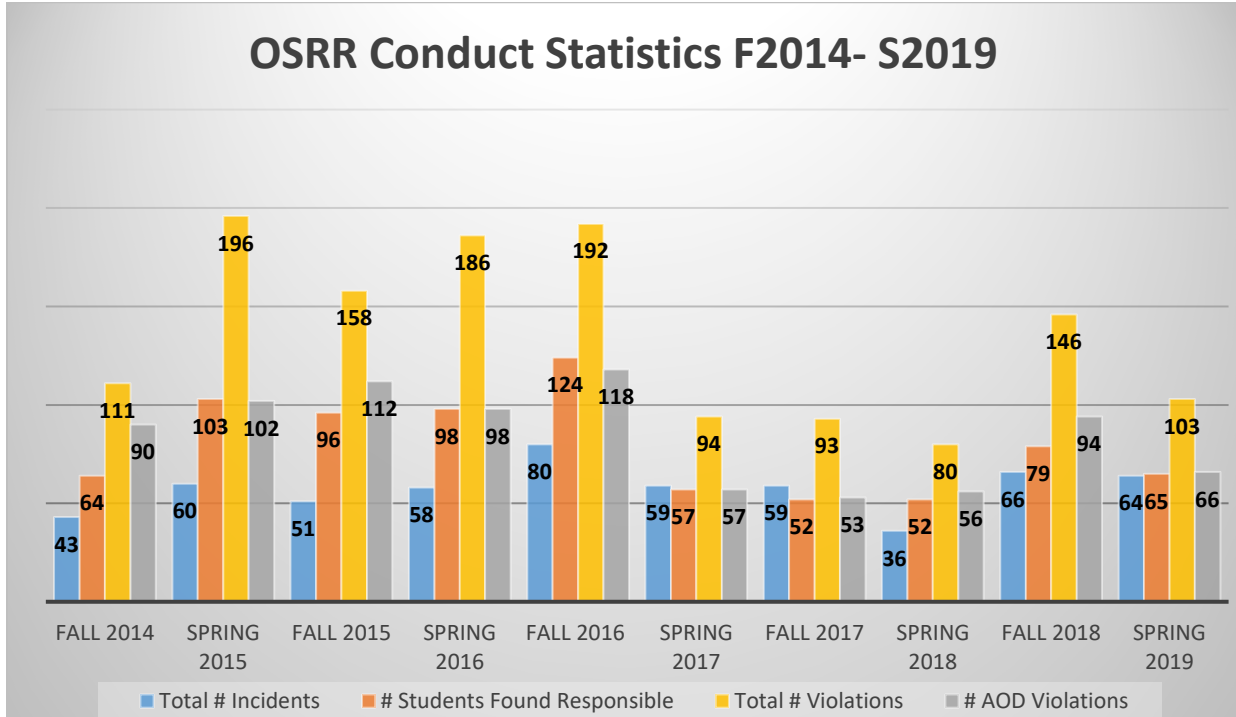
Semester	#Responsible Students	Total # Student Population (undergrad only)	% of Students Found Responsible of Total Population	Number of responsible FY Students	Total # FY Students	% of Total FY Students Found Responsible
Fall 2018	79	1595	5%	16	386	4%
Spring 2019	65	1519	4%	38	363	11%

SUMMARY:

Fall 2018—79 students; 146 violations

Spring 2019—65 students; 103 violations

Comparative Data



Semester	Total # Incidents	# Students Found Responsible	Total # Violations	# AOD Violations
Fall 2014	43	64	111	90
Spring 2015	60	103	196	102
Fall 2015	51	96	158	112
Spring 2016	58	98	186	98
Fall 2016	80	124	192	118
Spring 2017	59	57	94	57
Fall 2017	59	52	93	53
Spring 2018	36	52	80	56
Fall 2018	66	79	146	94
Spring 2019	64	65	103	66

2018-2019 Repeat Respondents:

The table below shows the number of students who had subsequent incidents during the 2018-2019 academic year.

Number of Interactions with OSRR	Number of Students*
1 interaction	120
2 interactions	15
3 interactions	2
4 interactions	0
5 interactions	0

*Please note that this total number differs from the semester breakdown of responsible students as this number captures the entire academic year.

2018-2019 Incident Location Report:

Location of Incident	Total
Academic Quad	1
Athletic Fields	2
Brinser Residence Hall	5
Brossman Commons	6
Campus Security	7
Campus Wide	4
Featherton Crossing Apts	3
Founders Residence Hall	32
Mosaic House	1
Myer Residence Hall	17
Nicarry Hall	1
Ober Residence Hall	31
Off Campus	11
Residence Hall-Unknown	1
Residence Life	3
Royer Residence Hall	5
Schlosser Residence Hall	17
Schreiber Quadrangle	5
SDLC	1
Thompson Gymnasium	1
Unassigned	4
Vera Hackman Apartments	3
Total	161

*Number of incidents here will be higher than the number of incidents referred to the OSRR office as this includes all incidents reported, even those that may not go through OSRR because of unknown respondents.

Residence Hall Incident numbers and percentages

Res Hall	Current Occupancy	Maximum Occupancy	Current % of Total	Max % of Total	# of Incidents	% of Incident Total
Brinser	118	111	8.2%	7.4%	5	3.1%
Founders	286	318	19.9%	21.3%	32	19.9%
Myer	133	140	9.3%	9.4%	17	10.6%
Ober	216	226	15.0%	15.2%	31	19.3%
Royer	124	127	8.6%	8.5%	5	3.1%
Schlosser	206	212	14.3%	14.2%	17	10.6%
Quads	127	128	8.8%	8.6%	5	3.1%
Apartments	182	184	12.7%	12.3%	3	1.9%
SDLCs	45	45	3.1%	3.0%	1	0.6%
Other					45	28.0%
Total	1437	1491	100%	100%	161	100.0%

Fall 2018 Student Conduct Statistics

Violation Statistics

Incidents:

Total Incidents referred to office: 66
 Total Students processed responsible: 79
 Total Students processed not-responsible: 93
 Cases Pending: 0
 Appeals: 10

Violation Types:

AOD Violations: 94
 Non-AOD Violations: 52
 Total Violations: 146

Violations	Total
APV-Driving Under the Influence of Alcohol	2
APV-Furnishing Alcohol for Person(s) Under the Age of 21	4
APV-Possession of Quantities that Exceed the College-Approved Limits	8
APV-Possession or Use of Alcohol-Related Paraphernalia	3
APV-Underage Possession or Consumption of Alcohol	42
APV-Use, Possession, Manufacture, Distribution or Sale of Alcoholic Beverages that Violates the Rights of Others or Results in Emergency Medical Response for Self or Others	3
APV-Visible Intoxication or Public Drunkenness	1
Bullying	2
Complicity	1
Discrimination and Harassment	1
Dishonesty-Alteration or Misuse of Any College Document, Record or Instrument of Identification	1
Disorderly/Disruptive Conduct	3
DPV-Actual or Intended Use or Possession of Marijuana	12
DPV-Cultivation, Manufacture, Sale Distribution (or Intent to Sell or Distribute) Marijuana	1
DPV-Possession of Any Drug Paraphernalia	12
Endangering Safety or Well-being of Others	12
Endangering Safety or Well-being of Others-Interfering or Tampering with Safety or Emergency Response Systems	7
Explosive Devices	1
Guest Policy Violation	2
HPV	3
HPV-Violation of Quiet or Courtesy Hours	9
Lewd or Indecent Conduct-Public Urination or Defecation	3
Smoking in a College-Owned Facility or in a Non-Designated Area	4
Violation of Federal, State or Local Laws	6
Violation of Federal, State or Local Laws-Alcohol Citation	2
Weapons	1
Total	146

Fall 2018 Sanction Data

Sanction Total: 137

Formal Warning: 32

Disciplinary Notice: 27

Disciplinary Probation: 19

Disciplinary Suspension: 3

Disciplinary Expulsion: 0

E-Chug: 16

E-Toke: 4

Choices: 15

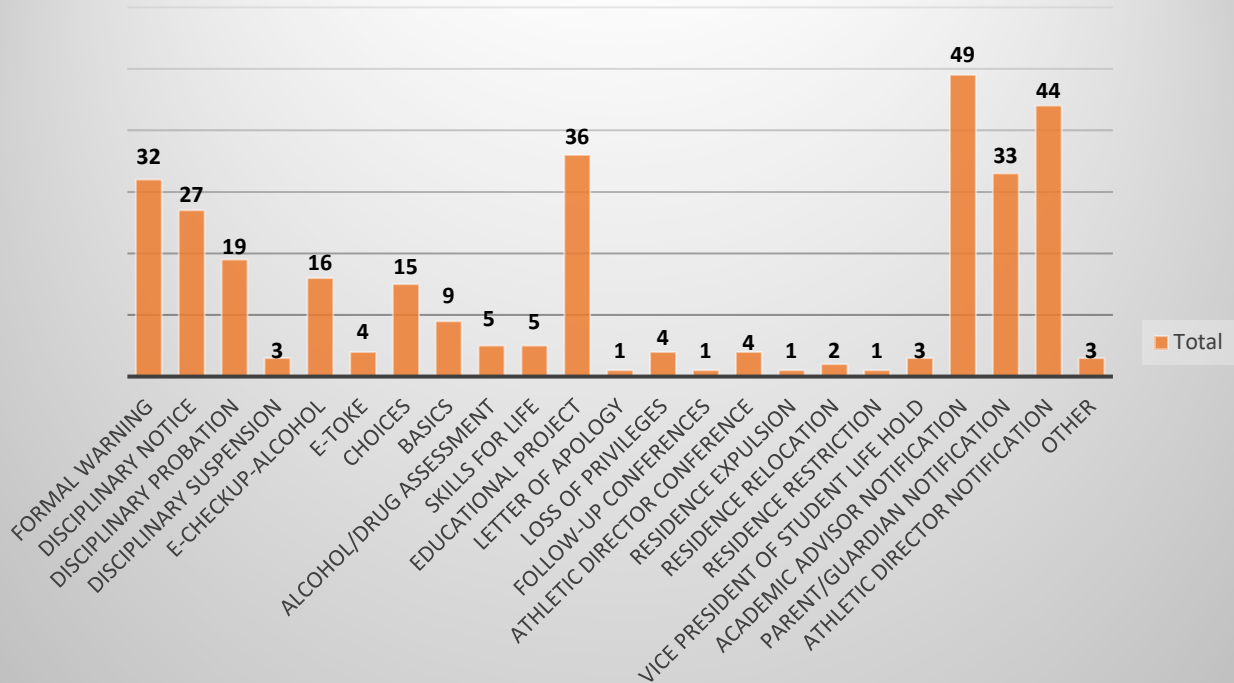
BASICS: 9

AOD Assessment: 5

Skills for Life: 5

Sanction	Total
Formal Warning	32
Disciplinary Notice	27
Disciplinary Probation	19
Disciplinary Suspension	3
E-Checkup-Alcohol	16
E-Toke	4
CHOICES	15
BASICS	9
Alcohol/Drug Assessment	5
Skills for Life	5
Educational Project	36
Letter of Apology	1
Loss of Privileges	4
Follow-up Conferences	1
Athletic Director Conference	4
Residence Expulsion	1
Residence Relocation	2
Residence Restriction	1
Vice President of Student Life Hold	3
Academic Advisor Notification	49
Parent/Guardian Notification	33
Athletic Director Notification	44
Other	3
Total	317

Sanctions Report Fall 2018



Athlete Information:

Number of Students Found Responsible who were athletes: 40 (24 males; 16 females)

Percentage of violating students who are athletes: 38%

Men's teams:

Basketball—4
 Baseball—2
 Golf—2
 Soccer—6
 Swimming—1
 Tennis—1
 Lacrosse—3

Women's teams:

Basketball—7
 Track & Field—1
 Field Hockey—2
 Softball—2
 Tennis—1
 Volleyball—4

Amnesty Report:

Amnesty Fall 2018: 4 (involving 9 students)
Amnesty Fall 2017: 7 (involving 16 students)
Amnesty Fall 2016: 9 (involving 17 students)
Amnesty Fall 2015: 5
Amnesty Fall 2014: 2 (involving total of 5 students)

Ambulance Report for Drug and Alcohol:

Total number of AOD-related ambulance calls Fall 2018: 9
Total number of AOD-related ambulance calls Fall 2017: 8
Total number of AOD-related ambulance calls Fall 2016: 16
Total number of AOD-related ambulance calls Fall 2015: 8
Total number of AOD-related ambulance calls Fall 2014: 7

Total number of AOD-related transports to hospital Fall 2018: 7
Total number of AOD-related transports to hospital Fall 2017: 6
Total number of AOD-related transports to hospital Fall 2016: 10*
Total number of AOD-related transports to hospital Fall 2015: 7
Total number of AOD-related transports to hospital Fall 2014: 5

*one started as an alcohol incident but transport was due to a medical concern as well

Spring 2019 Student Conduct Statistics

Violations Statistics

Incidents:

Total Incidents referred to office: 64
 Total Students processed responsible: 65
 Total Students processed not-responsible: 66
 Cases Pending: 0
 Appeals: 2

Violation Types:

AOD Violations: 66
 Non-AOD Violations: 37
 Total Violations: 103

Violations	Total
APV	1
APV-Engagement in Activities and/or Drinking Games that Contribute to High-Risk Behavior	4
APV-Possession of Quantities that Exceed the College-Approved Limits	6
APV-Underage Possession or Consumption of Alcohol	33
APV-Use, Possession, Manufacture, Distribution or Sale of Alcoholic Beverages that Violates the Rights of Others or Results in Emergency Medical Response for Self or Others	3
APV-Visible Intoxication or Public Drunkenness	3
Disorderly/Disruptive Conduct	3
DPV-Actual or Intended Use or Possession of Marijuana	10
DPV-Cultivation, Manufacture, Sale Distribution (or Intent to Sell or Distribute) Marijuana	1
DPV-Possession of Any Drug Paraphernalia	4
Endangering Safety or Well-being of Others-Interfering or Tampering with Safety or Emergency Response Systems	8
Failure to Comply or Cooperate with a Reasonable Request or Direction of a College Official	1
Guest Policy Violation	6
HPV-Burning of Candles	3
HPV-Violation of Quiet or Courtesy Hours	12
Smoking in a College-Owned Facility or in a Non-Designated Area	2
Unauthorized Access, Possession, Use or Sharing of College Resources, Including but Not Limited to Keys, IDs, Electronic Resources, and the Unauthorized Entry or Use of College Premises, Including Entering/Exiting/Passing Through a Window or Hatch	2
Violation of Federal, State or Local Laws-Alcohol Citation	1
Total	103

Spring 2019 Sanction Data:

Sanction Total: 235

Formal Warning: 25

Disciplinary Notice: 35

Disciplinary Probation: 7

Disciplinary Suspension: 1

Disciplinary Expulsion: 0

E-Chug: 14

E-Toke: 3

Choices: 9

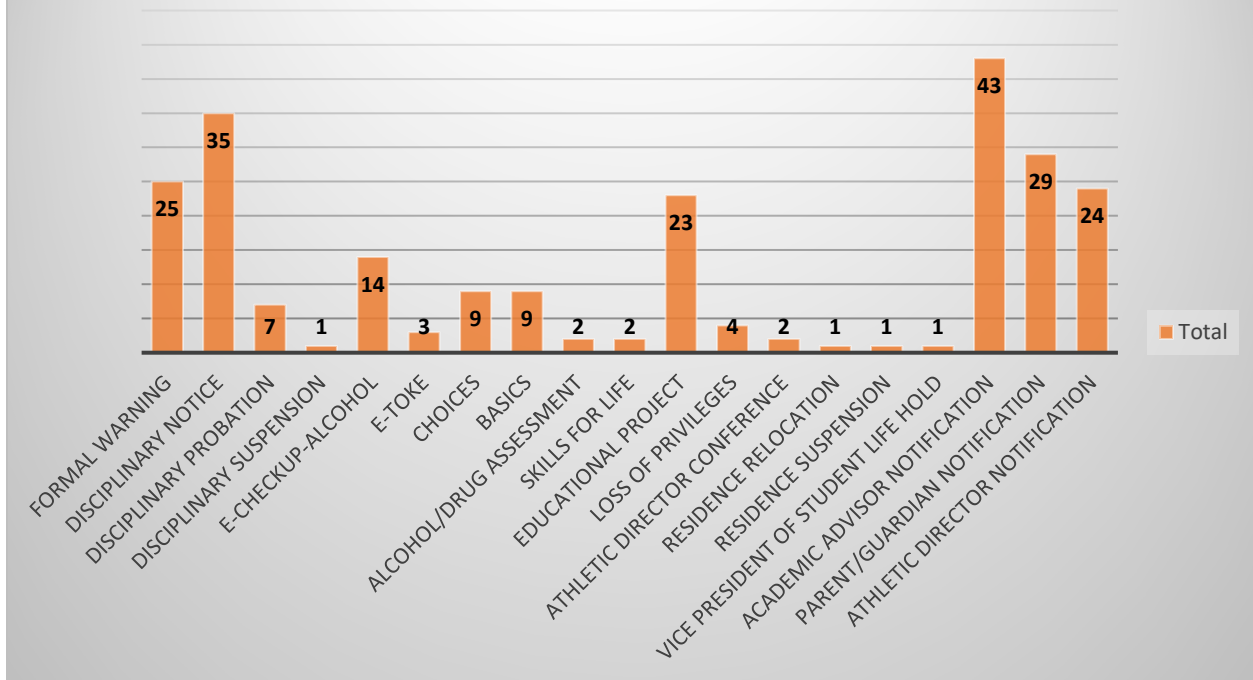
BASICS: 9

AOD Assessment: 2

Skills for Life: 2

Sanction	Total
Formal Warning	25
Disciplinary Notice	35
Disciplinary Probation	7
Disciplinary Suspension	1
E-Checkup-Alcohol	14
E-Toke	3
CHOICES	9
BASICS	9
Alcohol/Drug Assessment	2
Skills for Life	2
Educational Project	23
Loss of Privileges	4
Athletic Director Conference	2
Residence Relocation	1
Residence Suspension	1
Vice President of Student Life Hold	1
Academic Advisor Notification	43
Parent/Guardian Notification	29
Athletic Director Notification	24
Total	235

Sanctions Report Spring 2019



Athlete Information:

Number of Students Found Responsible who were athletes: 25 (20 males, 5 females)*

Percentage of violating students who are athletes: 37%

Men's Teams:

Baseball—2
 Basketball—5
 Cross Country—2*
 Golf—2
 Lacrosse—3
 Soccer—6
 Swimming—1
 Tennis—1
 Track & Field—2
 Volleyball—1

Women's Teams:

Swimming—2
 Lacrosse—1
 Soccer—1
 Tennis—1

*Two students play both Track & Field as well as Cross Country, so they appear on this list twice. Additionally, there are other students who play multiple sports so the number of total athletes does not always match the breakdown by team numbers.

Medical Amnesty Report Incidents:

Medical Amnesty Spring 2019: 6 (involving total of 18 students)
Medical Amnesty Spring 2018: 4 (involving total of 9 students)
Medical Amnesty Spring 2017: 4 (involving total of 6 students)
Medical Amnesty Spring 2016: 1 (involving total of 5 students)
Medical Amnesty Spring 2015: 3 (involving total of 8 students)

Ambulance Report for Drug and Alcohol:

Total number of AOD-related ambulance calls Spring 2019: 7
Total number of AOD transports to hospital Spring 2019: 4

Total number of AOD-related ambulance calls Spring 2018: 7
Total number of AOD transports to hospital Spring 2018: 6
Total number of AOD-related ambulance calls Spring 2017: 10
Total number of AOD transports to hospital Spring 2017: 5
Total number of AOD-related ambulance calls Spring 2016: 8 (1 non-student)
Total number of AOD transports to hospital Spring 2016: 5
Total number of AOD-related ambulance calls Spring 2015: 7
Total number of AOD transports to hospital Spring 2015: 7

2018-2019 ANALYSIS AND TRENDS:

- Spring 2019 had two fewer incidents than fall 2019, but the numbers were trending more typical to springs 2017 (59) and 2016 (58). Therefore incidents and violation numbers were higher than spring 2018, which saw the lowest number of incidents since the college had been tracking conduct data (36 incidents). This data reveals a third-year trend when spring incident numbers were lower than the fall, albeit only by two cases.
- 2018-2019 finished with a total of 130 incidents, higher than 2017-2018, which finished with a total of 94 incidents. When comparing incidents to the previous academic years, 2018-2019 trended closer to 2015-2016 and 2016-2017 with respect to overall incident totals (109 and 139, respectively).
- When comparing violations to the previous academic year, in 2018-2019 they totaled 249, up considerably from 2017-2018, which totaled 173. In both years, the percentage of AOD to total violations remained fairly steady, 65% and 63%, respectively.
- In 2018-2019, first-year students committed 39% of the total violations, which is close to academic years 2017-2018 (40%) and 2016-2017 (37%).
- In 2017-2018, the Office of Student Rights & Responsibilities launched a restorative pathway for students who were committed to behavior change and engaged with the office as a repeat respondent or a first-time respondent in a high-level incident. No student participated in this program during the 2018-2019 academic year.
- Information gleaned from the locations report highlights Founders as the residential hall with the most incidents (32). Founders houses 20% of the campus population and is the largest residence hall (albeit two floors of tower A were closed in 2018-2019). Ober residence hall experienced 31 incidents. Ober houses 15% of the campus population and is the second largest residence hall. Incidents in Founders (the largest traditional residence hall), however, increased this year from 17 to 32. The ILUs saw a decrease in incidents in 2018-2019 (15) compared to 2018-2017 (20) and 2016-2017 (22). The number of incidents in Myer increased significantly from seven to seventeen between 2017-2018 and 2018-2019. This latter data is likely due to some interpersonal conflicts in Myer that led to several incidents
- The percentage of athletes responsible for total violations was slightly in spring 2019 compared to fall 2018, 37% to 38% respectively. These numbers are more in line with where athletes have trended historically and is a decrease from fall of 2016 (50%). The Director of Athletics, Chris Morgan, as well as several members of the coaching staff, continue to be instrumental in working with these students through Athletic Director Conferences and follow-up coaching/mentoring meetings.
- In both semesters “Underage Possession/Consumption of Alcohol” was the most common violation with “Drug Paraphernalia,” “Use or Possession of Marijuana,” and “Endangering Safety of Others,” all three tied for second in the fall. “Violation of Quiet Hours” was the second most common violation in the spring semester.
- Marijuana incidents for spring 2019 were significantly higher than spring 2018 (12 and 4, respectively) and were higher overall for 2018-2019 compared to 2017-2018 (22 and 8, respectively).

Student Rights & Responsibilities Staff 2018-2019

Celestino Limas, Ph.D., Vice President for Student Life

Allison Bridgeman, Associate Dean of Students & Director of Residence Life

Conduct Officers:

Susan Asbury, Director, Student Rights and Responsibilities

Administrative Assistance & Advocate Support:

Amy Berra, Administrative Assistant to the Vice President for Student Life & Dean of Students

Residence Life Staff:

Cody Miller, Interim Assistant Director of Residence Life

Dominick DiLoreto, Area Coordinator

Christopher Ossont, Area Coordinator

Jill Pavlick, Area Coordinator

Appeal Officers:

Allison Bridgeman, Associate Dean of Students & Director of Residence Life

Kristen Vieldhouse, Interim Director Student Activities

Cody Miller, Interim Assistant Director of Residence Life

Dominick DiLoreto, Area Coordinator